

## From The Needle Of: Anne

### TatChe Antique

#### Free Standing Lace Border Set      Samples

- Tested using 2 sheets of fabric like wss along with fine toole.
- Use 12 point needle
- Thread Recommended: 40 weight thread and serger thread in bobbin if your machine likes it, or use the same 40 wt. thread in the bobbin.
- Designs were created with Embird and were sewn on Kenmore 19001 4x4 hoop, tested in sew format.
- Do not resize these designs in any way, as you will loose stitch quality.
- You may rotate, and mirror designs , Combine designs to fill your hoop.
- Slow machine down if necessary.





*Tip: It is recommended that you clean your bobbin area and replace your needle often. Start with a fresh needle.*

- Gather your Supplies






*Fabric Like WSS, Toole, Thread colors of your choice, bobbins, needles, pins, small scissors, ribbons if desired.*

- After stitching lace to item, rinsing and drying ...ribbons may be weaved through loop edges in lace.



	<p><i>TatChe Antique Sample ...1 color lace</i>  <i>Stitch in any color you like</i>  <i>1041 stitches      32.7 x 19.6 mm</i></p>
	<p><i>TatChe Square</i>  <i>4499 stitches</i>  <i>49.2 x 49.3mm</i>  <i>2 colors (use the same thread)</i></p>
	
<p><i>Set up pattern template,</i></p> <ul style="list-style-type: none"> <li>• <i>Hoop 2 layers wss, along with toole. Keep wss and toole straight, wrinkle free.</i></li> </ul>	<ul style="list-style-type: none"> <li>• <i>Stitch the 1<sup>st</sup> stitch,</i></li> <li>• <i>Remove hoop, trim away toole from the outside, replace hoop and continue stitching.</i></li> </ul>

<http://www.oregonpatchworks.com/collections.php?id=FTMOA>

	
<p><i>Stitch as many as you like . Trim away excess wss.</i></p>	<p><i>To attach to fabric, follow straight edges, I used a straight stitch and then followed with a lightening stitch.</i></p>  <p><i>Finish project, soak in water to remove wss, Hand cleaning recommended.</i></p>
	

^^ Other examples.

Enjoy!

Designs copyright to Anne Chesser  
2007

<http://www.oregonpatchworks.com/collections.php?id=FTMOA>



<http://www.oregonpatchworks.com/collections.php?id=FTNOA>