



- 1. Placement Line
- 2. Tack Down

Eww291_shabby Stocking Lining_6x10.pes
 6.72x10.83 inches; 1,020 stitches
 2 thread changes; 2 colors



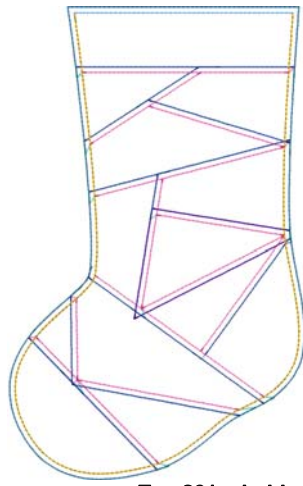
- 1. Placement Line
- 2. Tack Down

Eww291_shabby Stocking Lining_7x11.pes
 6.72x10.83 inches; 1,138 stitches
 2 thread changes; 2 colors



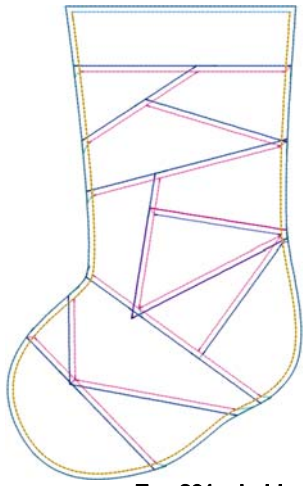
- 1. Placement Line
- 2. Tack Down

Eww291_shabby Stocking Lining_8x12.pes
 7.34x11.81 inches; 1,240 stitches
 2 thread changes; 2 colors



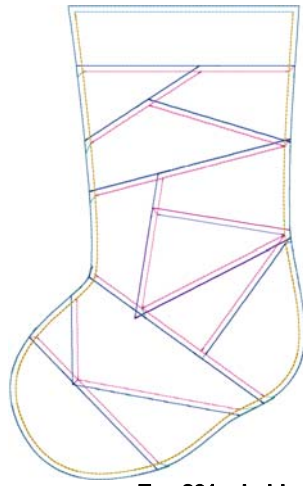
- 1. Placement Line
- 2. Batting Tack Down
- 3. Placement Line
- 4. Tack Down
- 5. Placement Line
- 6. Tack Down
- 7. Final Tack Down
- 8. Placement Line
- 9. Tack Down
- 10. Final Tack Down
- 11. Placement Line
- 12. Tack Down
- 13. Final Tack Down
- 14. Placement Line
- 15. Tack Down
- 16. Final Tack Down
- 17. Placement Line
- 18. Tack Down
- 19. Final Tack Down
- 20. Placement Line
- 21. Tack Down
- 22. Final Tack Down
- 23. Placement Line
- 24. Tack Down
- 25. Final Tack Down
- 26. Placement Line
- 27. Tack Down
- 28. Final Tack Down
- 29. Placement Line
- 30. Tack Down
- 31. Final Tack Down
- 32. Placement Line
- 33. Tack Down
- 34. Final Tack Down
- 35. Placement Line
- 36. Tack Down
- 37. Final Tack Down
- 38. Placement Line
- 39. Tack Down
- 40. Final Tack Down
- 41. Backing Tack Down

Eww291_shabby Stocking_6x10.pes
 6.22x10.02 inches; 3,451 stitches
 41 thread changes; 5 colors



- 1. Placement Line
- 2. Batting Tack Down
- 3. Placement Line
- 4. Tack Down
- 5. Placement Line
- 6. Tack Down
- 7. Final Tack Down
- 8. Placement Line
- 9. Tack Down
- 10. Final Tack Down
- 11. Placement Line
- 12. Tack Down
- 13. Final Tack Down
- 14. Placement Line
- 15. Tack Down
- 16. Final Tack Down
- 17. Placement Line
- 18. Tack Down
- 19. Final Tack Down
- 20. Tack Down
- 21. Placement Line
- 22. Final Tack Down
- 23. Placement Line
- 24. Tack Down
- 25. Final Tack Down
- 26. Placement Line
- 27. Tack Down
- 28. Final Tack Down
- 29. Placement Line
- 30. Tack Down
- 31. Final Tack Down
- 32. Placement Line
- 33. Tack Down
- 34. Final Tack Down
- 35. Placement Line
- 36. Tack Down
- 37. Final Tack Down
- 38. Placement Line
- 39. Tack Down
- 40. Final Tack Down
- 41. Backing Tack Down

Eww291_shabby Stocking_7x11.pes
 6.73x10.83 inches; 3,700 stitches
 41 thread changes; 5 colors



- 1. Placement Line
- 2. Batting Tack Down
- 3. Placement Line
- 4. Tack Down
- 5. Placement Line
- 6. Tack Down
- 7. Final Tack Down
- 8. Placement Line
- 9. Tack Down
- 10. Final Tack Down
- 11. Placement Line
- 12. Tack Down
- 13. Final Tack Down
- 14. Placement Line
- 15. Tack Down
- 16. Final Tack Down
- 17. Placement Line
- 18. Tack Down
- 19. Final Tack Down
- 20. Tack Down
- 21. Placement Line
- 22. Final Tack Down
- 23. Placement Line
- 24. Tack Down
- 25. Final Tack Down
- 26. Placement Line
- 27. Tack Down
- 28. Final Tack Down
- 29. Placement Line
- 30. Tack Down
- 31. Final Tack Down
- 32. Placement Line
- 33. Tack Down
- 34. Final Tack Down
- 35. Placement Line
- 36. Tack Down
- 37. Final Tack Down
- 38. Placement Line
- 39. Tack Down
- 40. Final Tack Down
- 41. Backing Tack Down

Eww291_shabby Stocking_8x12.pes
 7.34x11.81 inches; 4,002 stitches
 41 thread changes; 5 colors